











Heart Butterfly Craft

1. Color the parts of the butterfly.
2. Cut out the parts of the butterfly.
3. Glue the butterfly together using the picture in the upper right hand corner as a guide.
4. Add googly eyes and draw a mouth.
5. Visit craftcornerdiy.com for full instructions.

Body



Wings



Antennae