

Heart Dog Craft


Page 1 of 2

Directions:

1. Color and cut out the parts of the dog. Or use as a template to cut out the shapes from construction paper.
2. Glue the dog together using the picture in the upper right corner as a guide.



Head

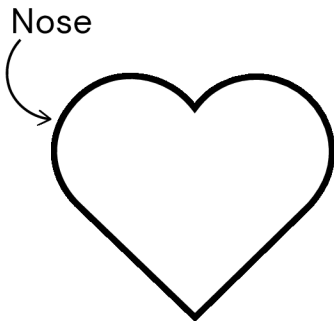
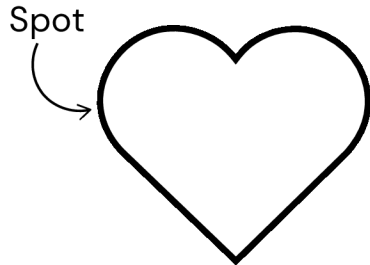
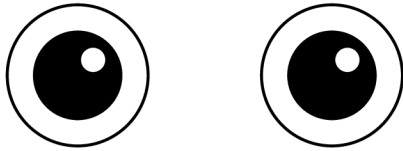


Heart Dog Craft

Page 2 of 2

Directions:

1. Color and cut out the parts of the dog. Or use as a template to cut out the shapes from construction paper.
2. Glue the dog together using the picture in the upper right corner as a guide.



Ears (cut heart in half)

