







Easter Egg Person Craft

Page 1 of 2

Directions:

1. Color and cut out the parts of the Easter egg person. Or use the pieces as a template to trace and cut them out from construction paper.
2. Fold the arms and legs back and forth accordion style.
3. Glue the Easter egg person together.

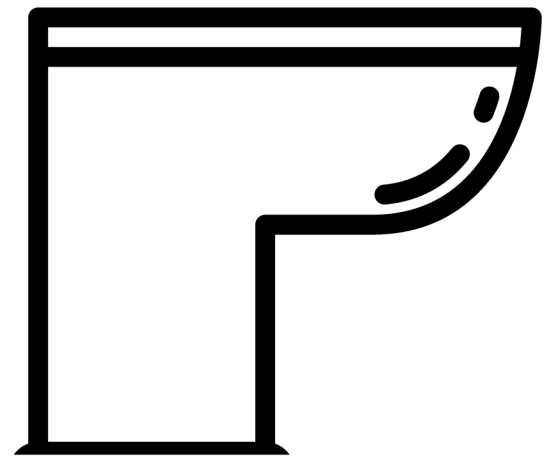



Easter Egg Person Craft


Page 2 of 2

Directions:

1. Color and cut out the parts of the Easter egg person. Or use the pieces as a template to trace and cut them out from construction paper.
2. Fold the arms and legs back and forth accordion style.
3. Glue the Easter egg person together.



Arms



Legs