

Easter Gnome Craft

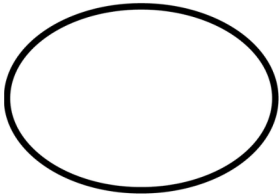
Page 1 of 2

Directions:

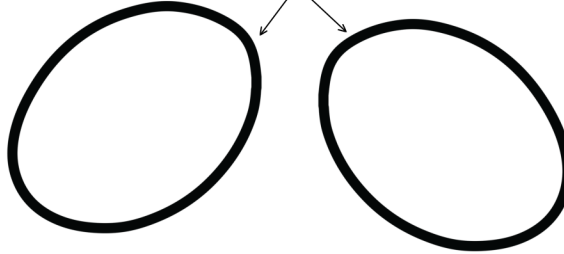
1. Color and cut out the parts of the gnome.
2. Glue the gnome together using the picture in the upper right corner as a guide.




Nose




Hands



Body



Beard



Easter Gnome Craft

Page 2 of 2

Directions:

1. Color and cut out the parts of the gnome.
2. Glue the gnome together using the picture in the upper right corner as a guide.

